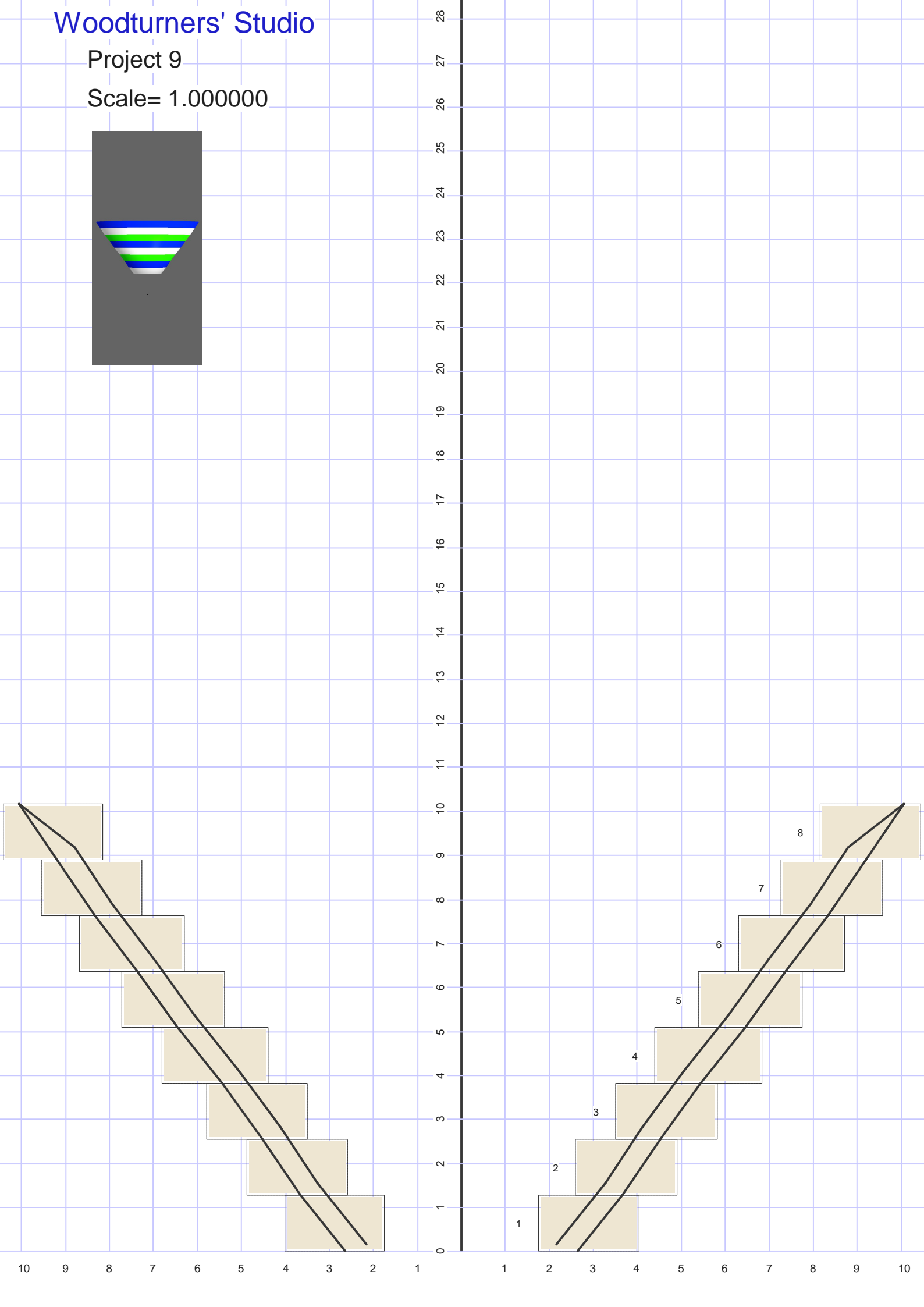



Woodturners' Studio

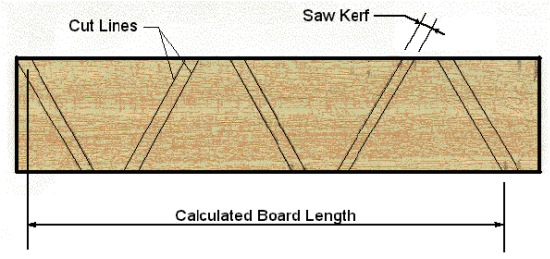
Project 9

Scale= 1.000000

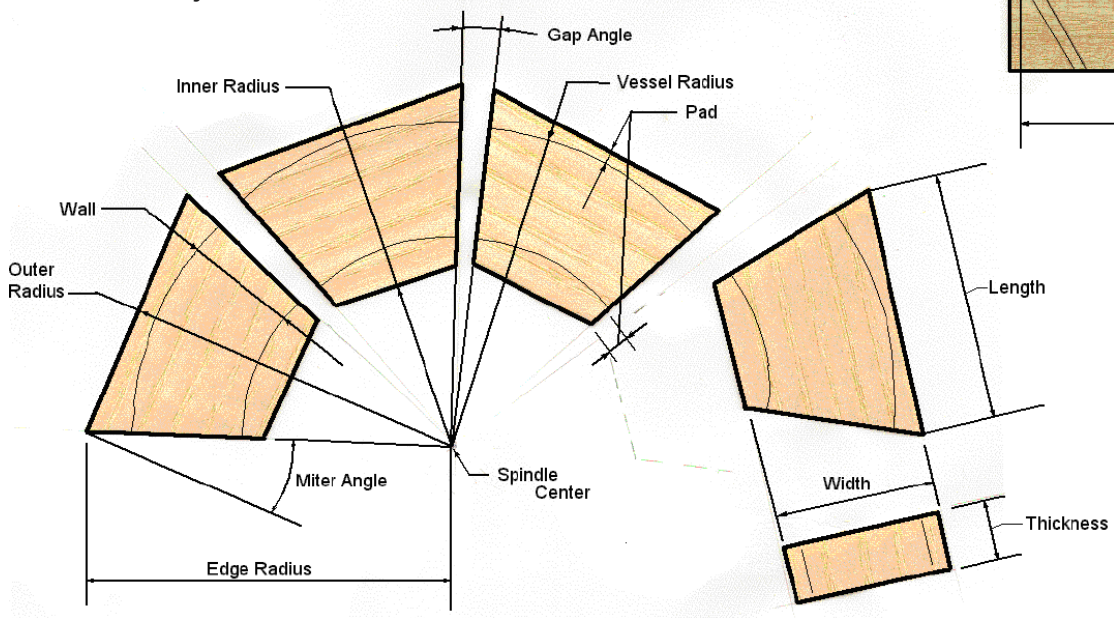
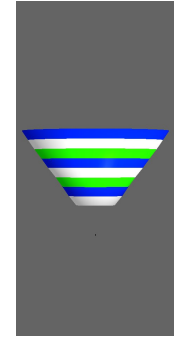


Woodturners' Studio

Project 9



Vessel Wall=0.500
 Saw Kerf=0.400
 Pad=0.400
 Glue Percent=20.000



*** Dimensions Are In Centimeters ***

Layer No	No Segs	Outer Radius	Inner Radius	Length	Width	Miter Angle	Gap Angle	Vessel Radius	Board Thick	Board Length	Edge Radius	
Base		Solid Layer 7.715 Dia. X 1.270 Thickness										
2		Solid Layer 9.442 Dia. X 1.270 Thickness										
3		Solid Layer 11.271 Dia. X 1.270 Thickness										
4		Solid Layer 13.303 Dia. X 1.270 Thickness										
5		Solid Layer 15.132 Dia. X 1.270 Thickness										
6		Solid Layer 17.062 Dia. X 1.270 Thickness										
7		Solid Layer 18.790 Dia. X 1.270 Thickness										
Top		Solid Layer 20.517 Dia. X 1.270 Thickness										