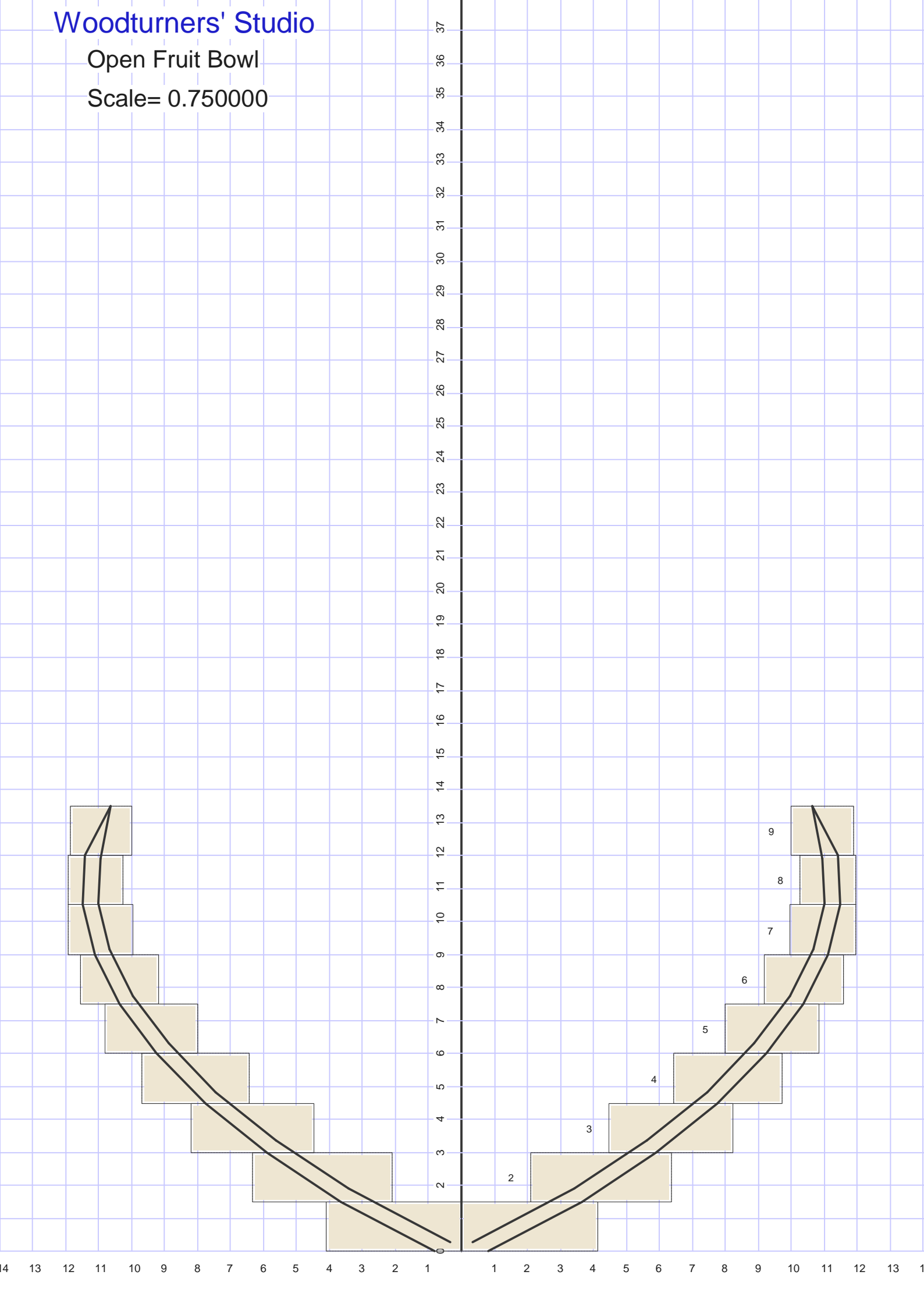


# Woodturners' Studio

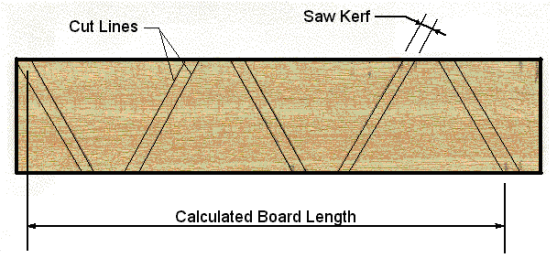
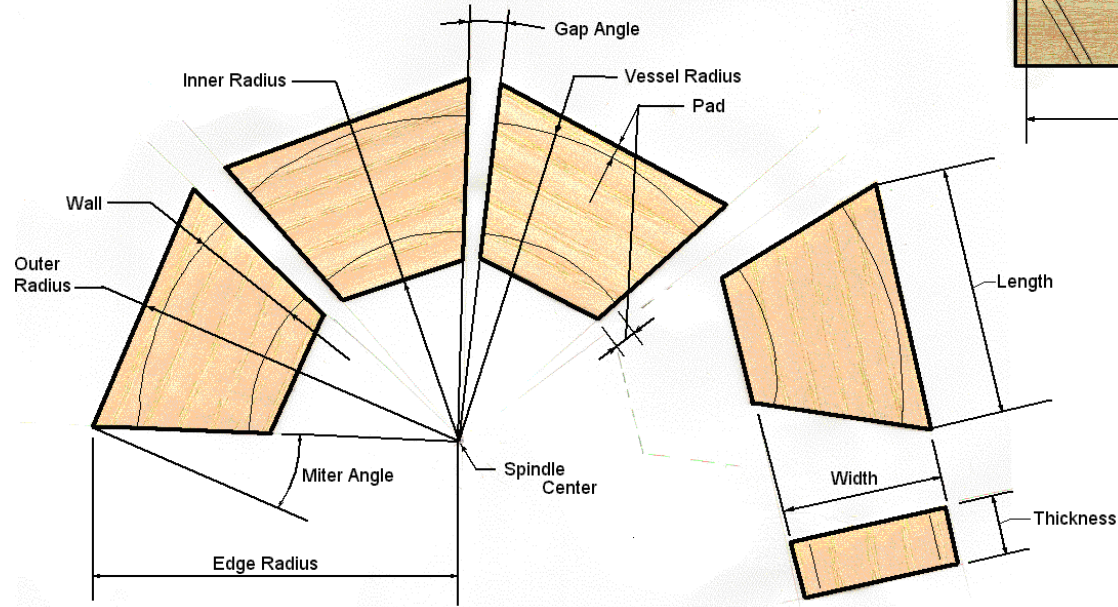
Open Fruit Bowl

Scale= 0.750000



# Woodturners' Studio

## Open Fruit Bowl



Vessel Wall=0.500  
 Saw Kerf=0.200  
 Pad=0.500  
 Glue Percent=20.000

\*\*\* Dimensions Are In Centimeters \*\*\*

Layer No	No Segs	Outer Radius	Inner Radius	Length	Width	Miter Angle	Gap Angle	Vessel Radius	Board Thick	Board Length	Edge Radius
<b>Base</b>	Solid Layer 7.812 Dia. X 1.500 Thickness										
2	18	6.395	2.064	1.797	4.330	8.000	4.000	5.895	1.500	25.845	6.458
3	18	8.243	4.453	2.317	3.790	8.000	4.000	7.743	1.500	36.487	8.324
4	18	9.738	6.387	2.737	3.352	8.000	4.000	9.238	1.500	45.100	9.834
5	18	10.854	7.954	3.051	2.900	8.000	4.000	10.354	1.500	51.825	10.961
6	18	11.610	9.141	3.263	2.469	8.000	4.000	11.110	1.500	56.679	11.724
7	18	11.967	9.952	3.364	2.015	8.000	4.000	11.467	1.500	59.569	12.084
8	18	11.967	10.244	3.364	1.723	8.000	4.000	11.467	1.500	60.266	12.084
<b>Top</b>	18	11.904	9.501	4.198	2.403	10.000	0.000	11.404	1.500	72.220	12.088