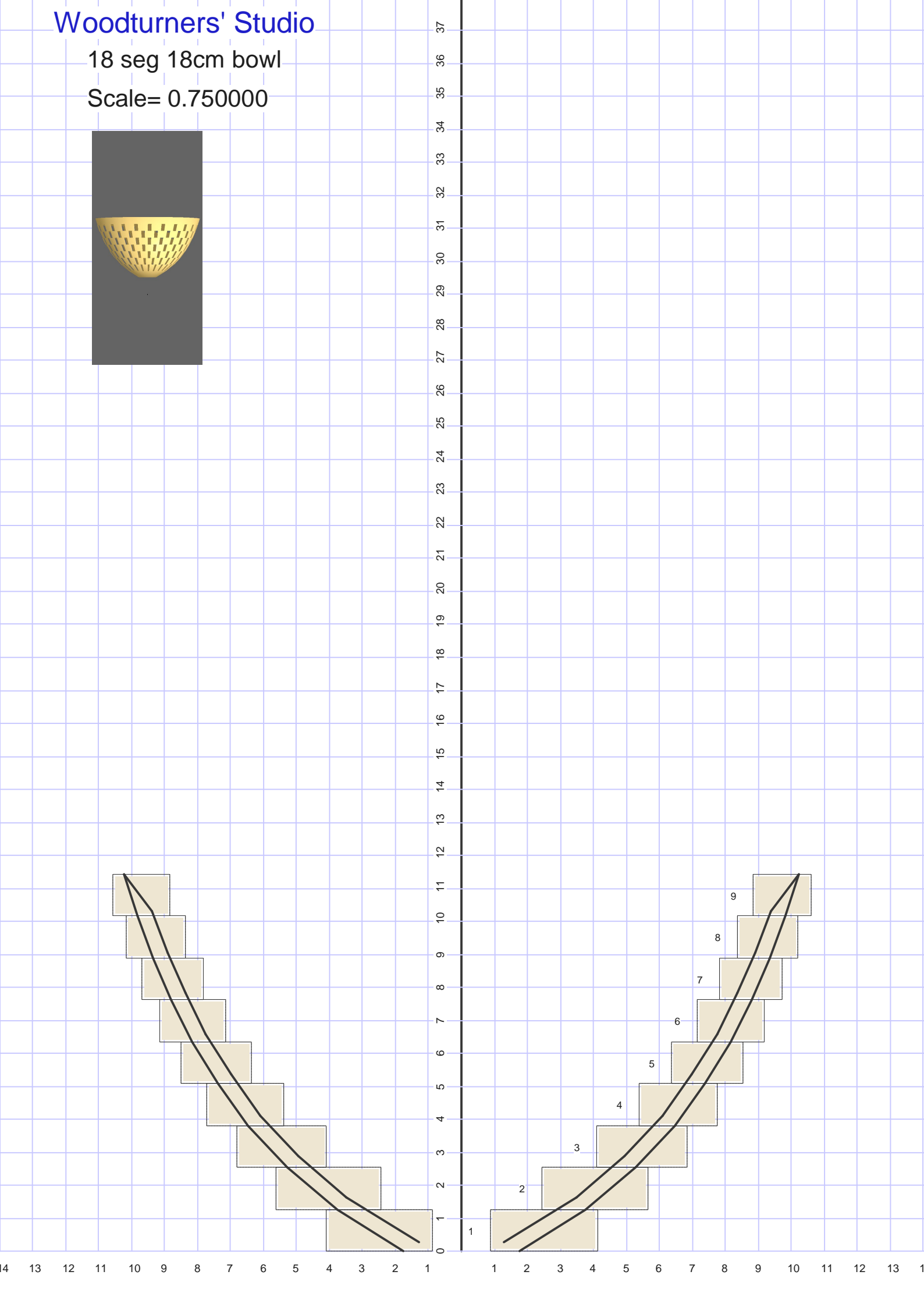



Woodturners' Studio

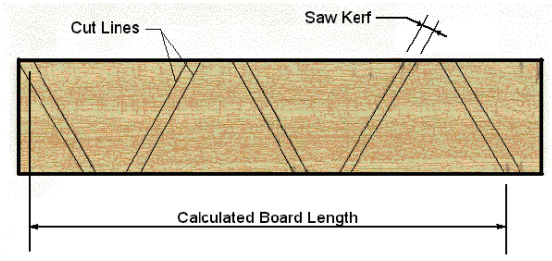
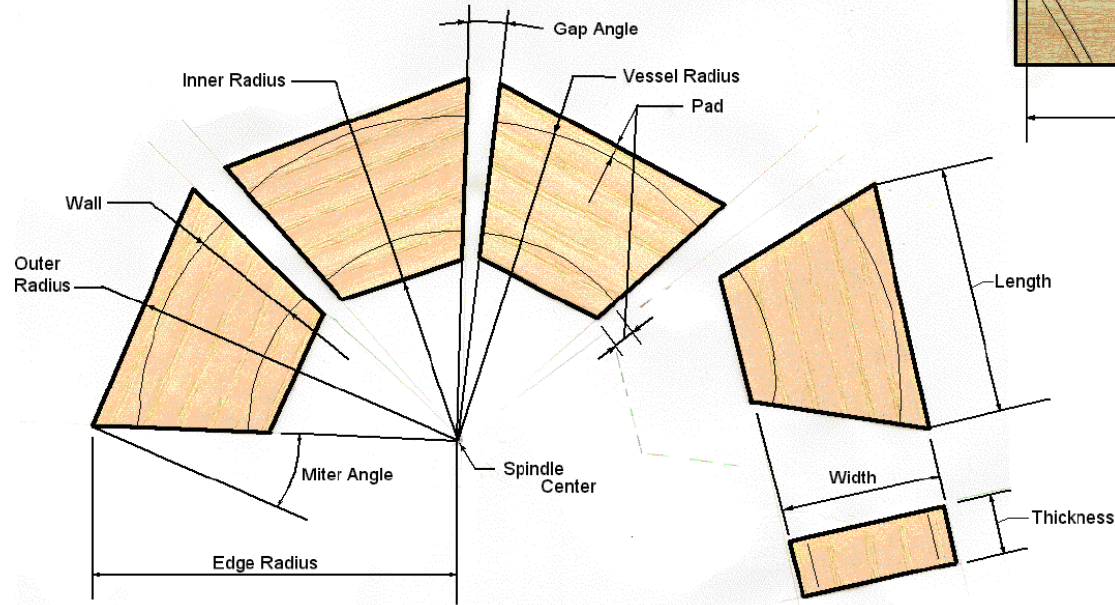
18 seg 18cm bowl

Scale= 0.750000




Woodturners' Studio










18 seg 18cm bowl



Vessel Wall=0.500
 Saw Kerf=0.200
 Pad=0.400
 Glue Percent=20.000



*** Dimensions Are In Centimeters ***

Layer No	No Segs	Outer Radius	Inner Radius	Length	Width	Miter Angle	Gap Angle	Vessel Radius	Board Thick	Board Length	Edge Radius
Base	Solid Layer 7.885 Dia. X 1.270 Thickness										
											
2	24	5.692	2.409	1.096	3.284	5.500	4.000	5.292	1.270	24.061	5.719
		 24									
3	24	6.868	4.085	1.323	2.783	5.500	4.000	6.468	1.270	30.601	6.899
		 24									
4	24	7.800	5.362	1.502	2.438	5.500	4.000	7.400	1.270	35.672	7.836
		 24									
5	24	8.570	6.350	1.650	2.220	5.500	4.000	8.170	1.270	39.716	8.610
		 24									
6	24	9.216	7.152	1.775	2.064	5.500	4.000	8.816	1.270	43.047	9.258
		 24									
7	24	9.758	7.819	1.879	1.939	5.500	4.000	9.358	1.270	45.829	9.803
		 24									
8	24	10.219	8.376	1.968	1.844	5.500	4.000	9.819	1.270	48.172	10.267
		 24									
Top	24	10.612	8.811	2.794	1.801	7.500	0.000	10.212	1.270	66.652	10.704
		 24									