



Woodturners' Studio

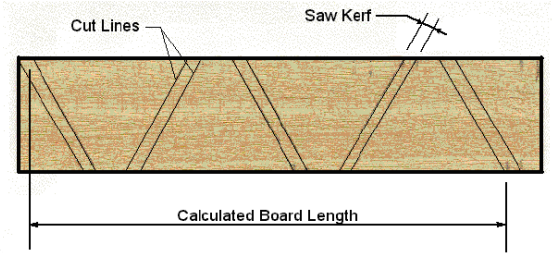
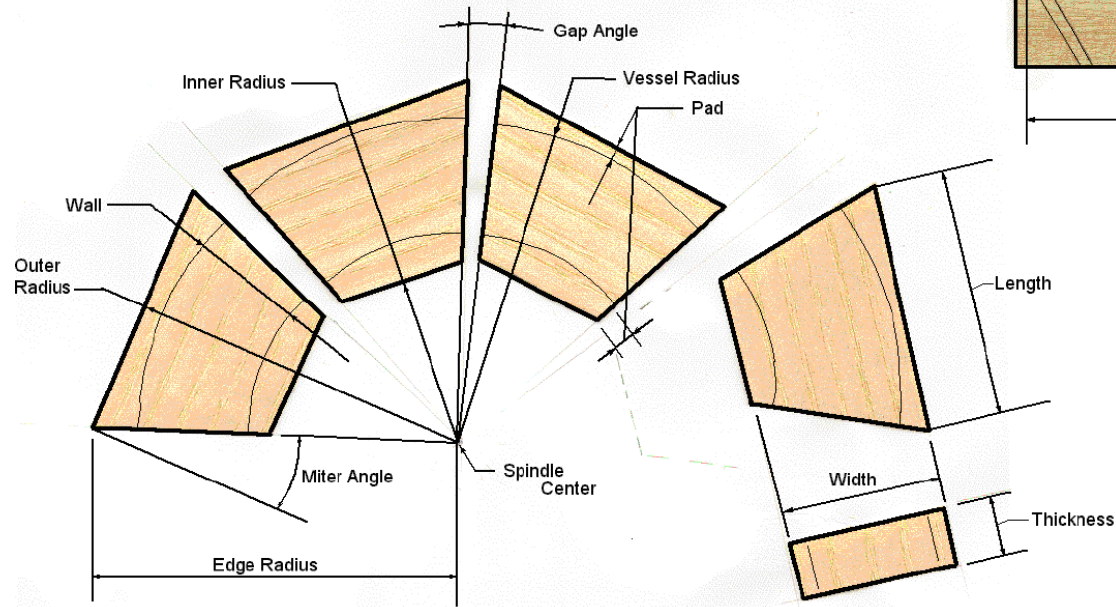
fruitbowl 24-4 imp

Scale= 0.750000




Woodturners' Studio









fruitbowl 24-4 imp



Vessel Wall=0.200
 Saw Kerf=0.100
 Pad=0.200
 Glue Percent=20.000



*** Dimensions Are In Inches ***

Layer No	No Segs	Outer Radius	Inner Radius	Length	Width	Miter Angle	Gap Angle	Vessel Radius	Board Thick	Board Length	Edge Radius
Base	Solid Layer 3.147 Dia. X 0.500 Thickness										
2	24	2.284	0.900	0.440	1.383	5.500	4.000	2.084	0.500	10.002	2.294
		 24									
3	24	2.746	1.561	0.529	1.185	5.500	4.000	2.546	0.500	12.579	2.759
		 24									
4	24	3.113	2.064	0.600	1.049	5.500	4.000	2.913	0.500	14.577	3.128
		 24									
5	24	3.417	2.454	0.658	0.963	5.500	4.000	3.217	0.500	16.170	3.432
		 24									
6	24	3.671	2.770	0.707	0.901	5.500	4.000	3.471	0.500	17.482	3.688
		 24									
7	24	3.884	3.032	0.748	0.852	5.500	4.000	3.684	0.500	18.578	3.902
		 24									
8	24	4.066	3.252	0.783	0.814	5.500	4.000	3.866	0.500	19.500	4.085
		 24									
Top	24	4.221	3.424	1.111	0.797	7.500	0.000	4.021	0.500	26.779	4.257
		 24									