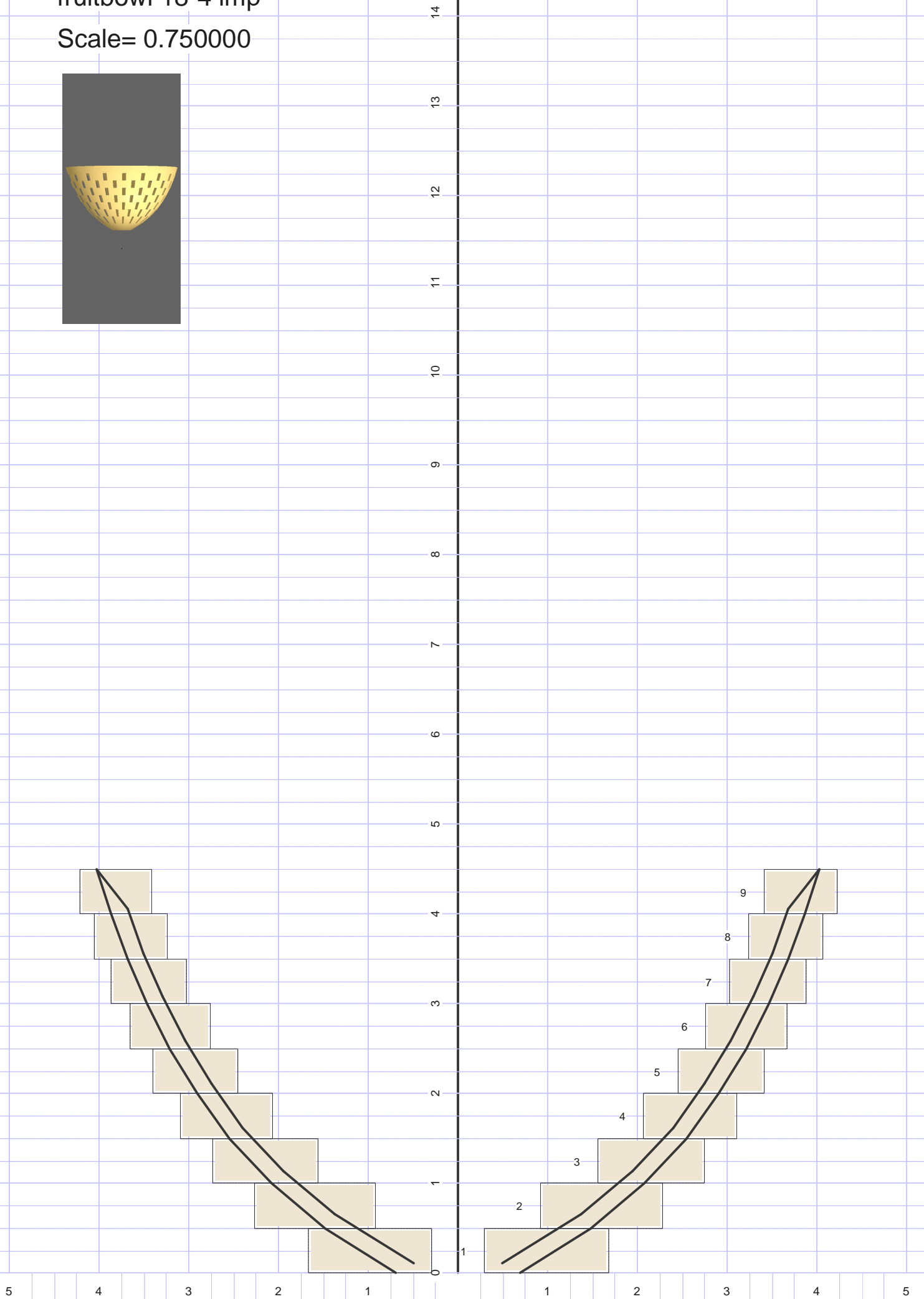



Woodturners' Studio

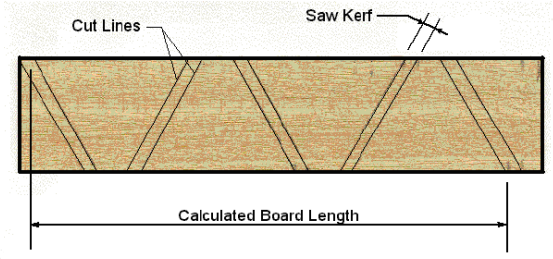
fruitbowl 18-4 imp

Scale= 0.750000

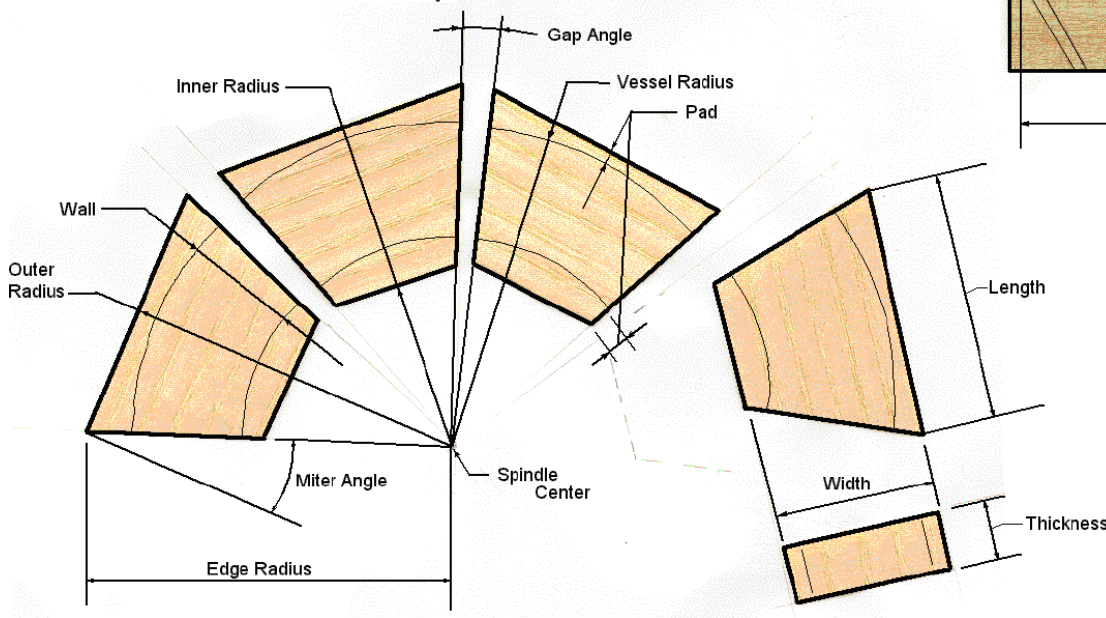



Woodturners' Studio










fruitbowl 18-4 imp



Vessel Wall=0.200
 Saw Kerf=0.100
 Pad=0.200
 Glue Percent=20.000



*** Dimensions Are In Inches ***

| Layer No | No Segs | Outer Radius | Inner Radius | Length | Width | Miter Angle | Gap Angle | Vessel Radius | Board Thick | Board Length | Edge Radius |
|-------------|--|--|--------------|--------|-------|-------------|-----------|---------------|-------------|--------------|--------------|
| Base | Solid Layer 3.147 Dia. X 0.500 Thickness | | | | | | | | | | |
| | |  | | | | | | | | | |
| 2 | 18 | 2.284 | 0.896 | 0.642 | 1.388 | 8.000 | 4.000 | 2.084 | 0.500 | 10.156 | 2.306 |
| | |  18 | | | | | | | | | |
| 3 | 18 | 2.746 | 1.553 | 0.772 | 1.193 | 8.000 | 4.000 | 2.546 | 0.500 | 12.962 | 2.773 |
| | |  18 | | | | | | | | | |
| 4 | 18 | 3.113 | 2.054 | 0.875 | 1.060 | 8.000 | 4.000 | 2.913 | 0.500 | 15.138 | 3.144 |
| | |  18 | | | | | | | | | |
| 5 | 18 | 3.417 | 2.441 | 0.960 | 0.975 | 8.000 | 4.000 | 3.217 | 0.500 | 16.874 | 3.450 |
| | |  18 | | | | | | | | | |
| 6 | 18 | 3.671 | 2.756 | 1.032 | 0.915 | 8.000 | 4.000 | 3.471 | 0.500 | 18.304 | 3.707 |
| | |  18 | | | | | | | | | |
| 7 | 18 | 3.884 | 3.017 | 1.092 | 0.867 | 8.000 | 4.000 | 3.684 | 0.500 | 19.498 | 3.922 |
| | |  18 | | | | | | | | | |
| 8 | 18 | 4.066 | 3.235 | 1.143 | 0.831 | 8.000 | 4.000 | 3.866 | 0.500 | 20.505 | 4.106 |
| | |  18 | | | | | | | | | |
| Top | 18 | 4.221 | 3.401 | 1.488 | 0.820 | 10.000 | 0.000 | 4.021 | 0.500 | 26.263 | 4.286 |
| | |  18 | | | | | | | | | |